

**SET-4****Series €ABA€/C****Q.P. Code 367**

Roll No.

--	--	--	--	--	--	--	--

Candidates must write the Q.P. Code on the title page of the answer-book.

- Please check that this question paper contains 5 printed pages.
- Q.P. Code given on the right hand side of the question paper should be written on the title page of the answer-book by the candidate.
- Please check that this question paper contains **21** questions.
- **Please write down the serial number of the question in the answer-book before attempting it.**
- 15 minute time has been allotted to read this question paper. The question paper will be distributed at 10.15 a.m. From 10.15 a.m. to 10.30 a.m., the students will read the question paper only and will not write any answer on the answer-book during this period.

**ARTIFICIAL INTELLIGENCE***Time allowed : 1 hour**Maximum Marks : 25*



General Instructions :

- (i) Please read the instructions carefully.
- (ii) This question paper is divided into **three** sections, viz., **Section A**, **Section B** and **Section C**.
- (iii) **Section A** is of **5** marks and has **6** questions on *Employability Skills*.
 - (a) Questions number **1** to **4** are **one** mark questions. Attempt any **three** questions.
 - (b) Questions number **5** and **6** are **two** marks questions. Attempt any **one** question.
- (iv) **Section B** is of **12** marks and has **12** questions on *Subject Specific Skills*.
 - (a) Questions number **7** to **12** are **one** mark questions. Attempt any **four** questions.
 - (b) Questions number **13** to **18** are **two** marks questions. Attempt any **four** questions.
- (v) **Section C** is of **8** marks and has **3** *Competency-Based Questions*. Questions number **19** to **21** are **four** marks questions. Attempt any **two** questions.
- (vi) Do as per the instructions given in the respective sections.
- (vii) Marks allotted are mentioned against each section/question.

SECTION A **(Employability Skills) (3+2=5 marks)**

Answer any 3 questions out of the given 4 questions. 3×1=3

- 1. Mention any one function performed by an entrepreneur. 1
- 2. Should an entrepreneur have a concrete business plan to start with ? 1
- 3. Give two examples of 'Green Jobs'. 1
- 4. Give any one advantage of using biofuel to run vehicles. 1

Answer any 1 question out of the given 2 questions. 1×2=2

- 5. Name any two common fears in entrepreneurs. 2
- 6. Mention any two ways to reduce Greenhouse gases. 2



SECTION B

(Subject Specific Skills)

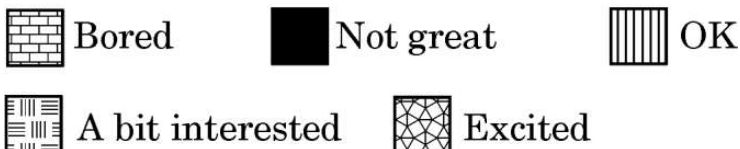
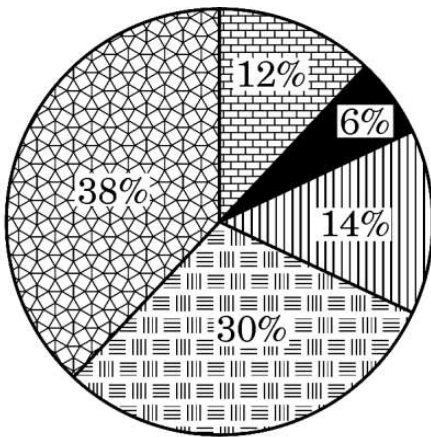
(4+8=12 marks)

Answer any 4 questions out of the given 6 questions.

4×1=4

7. _____ is the last step involved in telling an effective data story. 1
8. _____ also shapes, empowers and connects people by doing away with judgement or criticism and facilitates openness for embracing differences. 1
9. “Each data point holds some information which may be unclear and contextually deficient on its own.”
Is the given statement True or False ? 1
10. One of the factors that makes storytelling powerful is its _____ to make information more compelling. 1
11. Identify the following icon : 1

POST : How do you feel about Science ?



12. “Stories that incorporate data and analytics are less convincing than those based entirely on anecdotes or personal experience.”
Is the given statement True or False ? 1



Answer any **4** questions out of the given **6** questions.

4×2=8

13. Name any two factors that make storytelling powerful. 2
14. Define data storytelling. 2
15. What is the importance of narratives in presenting the data ? 2
16. How does storytelling enhance global networking ? 2
17. Data can be persuasive, but stories are much more. Justify. 2
18. Mention any two points stating the importance of data storytelling. 2

SECTION C

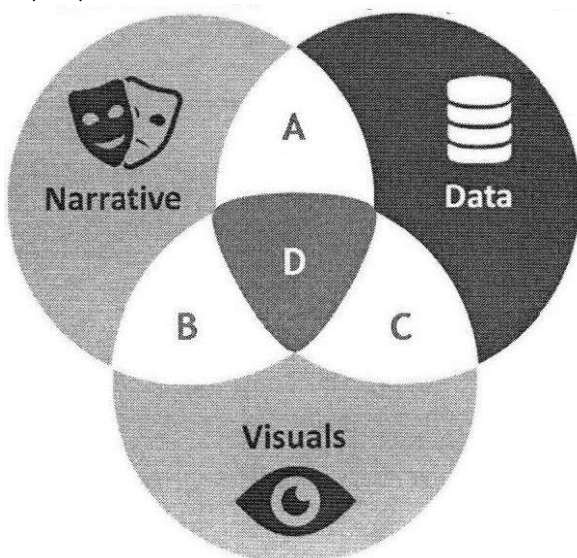
(Competency-Based Questions)

(2×4=8 marks)

Answer any **2** questions out of the given **3** questions.

2×4=8

19. With reference to data storytelling, consider the following diagram. Name A, B, C and D. 4



20. What are the steps involved in an effective data story ? 4



21. Consider the following graph. Mention the steps that can assist in finding compelling stories in the data sets.

4

